



# RKM

## MS RACK SYSTEM



RKM®



Stand alone multi axis (from 2 to 11) power supply for MS DC servodrives (all models) for axis up to 15 Nm

Typical applications are: Systems where multiple axis are required, such as: Woodworking Machines, Milling Machines and Printing Machines.

### STANDARD FEATURES

- ✓ On-board Power Supply
- ✓ Available from 2 to 11 axis without Dumping Circuit or 10 axis with Dumping Circuit (7 axis with encoder option or booster)
- ✓ Very compact design

### SPECIFICATIONS

- ✓ Supply voltage range: (MS60=44 VAc) (MS140=95 VAc) (MS200=145 VAc)
- ✓ Operating temperature 0 ÷ 40 °C (32÷104°F)
- ✓ Power range from 30 to 100 Adc
- ✓ Integrated ventilation where required
- ✓ Braking power up to 200 W (internally resistors) up to 800 W (external resistors)
- ✓ Humidity 10÷95% w/out condensation

### RKM SYSTEM - SELECTION GUIDE (see ordering code)

When choosing a Rack System, it is important to establish the configuration:

- 1) number of axis required for application;
- 2) MS's characteristics (model, size, options) see Minispeed data sheet;
- 3) Determine the power of dumping circuit card (consult Axor's technical staff)

### STANDARD MODELS AVAILABLE

RKM MODELS SINGLE PH POWER SUPPLY	RACK PART NUMBER		
	BUS VOLTAGE "A" TYPE (FOR MS60)	BUS VOLTAGE "B" TYPE (FOR MS140)	BUS VOLTAGE "C" TYPE (FOR MS200)
RKM02/28M030...-RX-S-V00-N	94090001	94090027	94090050
RKM03/28M030...-RX-S-V00-N	94090002	94090028	94090051
RKM03/28M050...-RX-S-V00-N	94091246	94090029	94090052
RKM04/36M050...-RX-S-V00-N	94090339	94090030	94090053
RKM05/42M050...-RX-S-V00-N	94090003	94090031	94090054
RKM06/48M050...-RX-S-V00-N	94090004	94090032	94090055
RKM07/60M050...-RX-S-V00-N	94090005	94090033	94090056
RKM08/84M050...-RX-S-V00-N	94090006	94090034	94090057
RKM09/84M050...-RX-S-V00-N	94090007	94090035	94090058
RKM10/84M050...-RX-S-V00-N	94090008	94090036	94090059
RKM11/92M050...-RX-S-V00-N	94090009	94090037	94090060



### DESCRIPTION

The RKM® System is a technologically integrated system. You can integrate one small system having up to 11 different axis and one single power supply and dumping circuit. This system is cost effective, efficient and designed for high performance.

### ACCESSORIES

(see specific data sheets for details)

- ✓ SERVODRIVES
  - MS: for DC servomotors up to 15 Nm
- ✓ DUMPING CARDS
  - SHR: braking power, 50÷800 W
- ✓ TRANSFORMERS
  - TM/TT: single/3ph, 100÷8000 Va
- ✓ NET FILTERS (for CE compliance)
  - FRM/FRT: single/3ph, 2÷16 Arms

### RKM MODELS

### RACK PART NUMBER

THREE PH POWER SUPPLY	BUS VOLTAGE "A" TYPE (FOR MS60)	BUS VOLTAGE "B" TYPE (FOR MS140)	BUS VOLTAGE "C" TYPE (FOR MS200)
	RKM02/28T050...-RX-S-V00-N	94090010	94090038
RKM03/28T050...-RX-S-V00-N	94090324	94090622	94090725
RKM03/28T100...-RX-S-V00-N	94090011	94090039	94090062
RKM04/36T050...-RX-S-V00-N	94090012	94090741	94090743
RKM04/36T100...-RX-S-V00-N	94090013	94091229	94090063
RKM05/42T050...-RX-S-V00-N	94090352	94090748	94090064
RKM05/42T100...-RX-S-V00-N	94090014	94090040	94090065
RKM06/48T050...-RX-S-V00-N	94090015	94090765	94090066
RKM06/48T100...-RX-S-V00-N	94090016	94090041	94090067
RKM07/60T050...-RX-S-V00-N	94090017	94091259	94090068
RKM07/60T100...-RX-S-V00-N	94090018	94090042	94090069
RKM08/84T050...-RX-S-V00-N	94090019	94090043	94090070
RKM08/84T100...-RX-S-V00-N	94090020	94090044	94090071
RKM09/84T050...-RX-S-V00-N	94090021	94090045	94090072
RKM09/84T100...-RX-S-V00-N	94090022	94090046	94090073
RKM10/84T050...-RX-S-V00-N	94090023	94090047	94090074
RKM10/84T100...-RX-S-V00-N	94090024	94091247	94090075
RKM11/92T050...-RX-S-V00-N	94090025	94090048	94090076
RKM11/92T100...-RX-S-V00-N	94090026	94090049	94090077

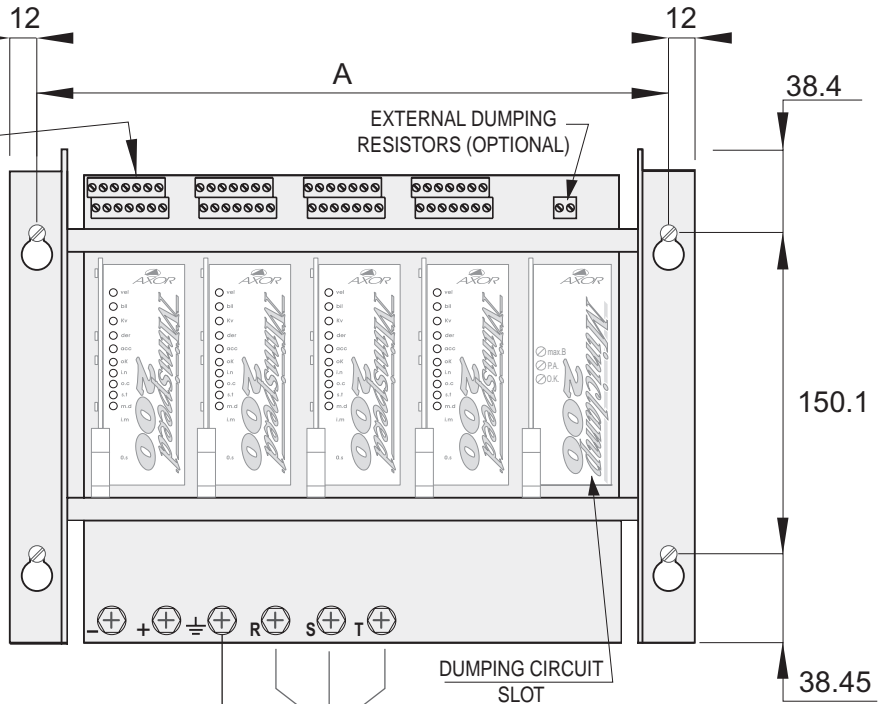
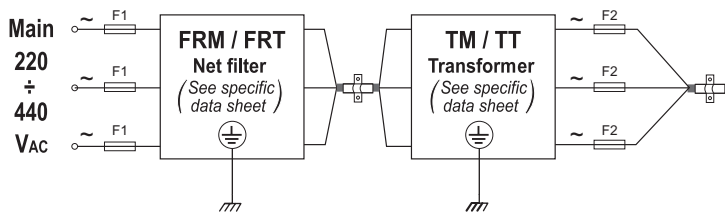
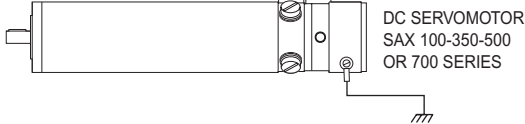
Part number D.S./01.01/RKM/01

Drawings are not to scale (see quotations)

## MECHANICAL DIMENSIONS

## and ELECTRICAL CONNECTIONS

- 0 Current monitor (i peak=8V)
- 1 Protection active
- 2 Request current
- 3 Common Zero signal
- 4 -10V } Max. 5mA
- 5 +10V }
- 6 Enable
- 7 Input reference + ref
- 8 Input reference - ref
- 9 Tacho generator input -
- 10 Tacho generator input +
- 11 + M
- 12 - M
- 13 Ground



WIDTH	A (mm)	WEIGHT (Kg) w/out drives w/out fans
28 TE	175.32	2.5
36 TE	215.96	2.8
42 TE	246.44	3.1
48 TE	276.92	3.3
60 TE	337.88	3.6
84 TE	459.80	4.3
92 TE	500.44	4.7

Depth 245 mm (for all types)

**NOTE:** This electrical connection diagram is only a schematic example. For correct wiring see MINISPEED service manual (also for the sizing of F2 fuses and TM or TT transformer).



All dimensions are in mm To obtain the dimensions in INCHES, divide mm by 25.4 Ex: 40 mm=1.57 Inches 25.4

### ORDERING CODE

Example:

**RKM 04 / 36 M 050 A - RX - S - V00 - N - 94090339**

**NAME:** Rack system for MINISPEED drive

**TOTAL NUMBER OF SLOTS (2 to 11):**

Axis slot+dumping circuit slot  
(Ex: 04 = 04 drive slots or  
03 drive slots+dumping slot)

**WIDTH: (TE) see table on reverse**

(Ex: 36 = 36 TE)

**POWER SUPPLY MODE**

M = single phase  
T = three phase

**MAX CONTINUOUS DC-BUS CURRENT:**

(Ampere) see table on reverse  
(Ex: 050 = 50 A dc-bus)

**BUS VOLTAGE:**

A = for MS60  
B = for MS140  
C = for MS200

**CUSTOM MADE:**

N = standard  
C = customized

**RACK PART NUMBER**

**PROTECTION:**

S = standard  
T = tropicalized (optional)

**FAN COOLING:**

V00 = w/out fans  
V10 = 110 VAC, fans (all slots)  
V20 = 220 VAC, fans (all slots)  
V30 = 24 Vdc, fans (all slots)

**DUMPING SLOT PREDISPOSITION:**

RX = for SHR with internal resistors (standard)  
RR = for SHR with external resistors (optional)  
RO = w/out dumping slot (all slots for drives)



AXOR IND.

via Cà Sordis 6/g - 36054 Montebello Vic.no - Vicenza - Italy

phone: (8 l. r.a.) (+39) 0444 440441 - (+39) 0444 440988

fax: (+39) 0444 440418



**OFFICIAL-DEALER**